

AM.2.QF... MODULAR FLOW REGULATOR CETOP 2



AM.2.QF...

SCREWS AND STUDS

CH. IV PAGE 6

AM.2.QF type one way non-compensated throttle valves are adjustable by means of a grub screw.

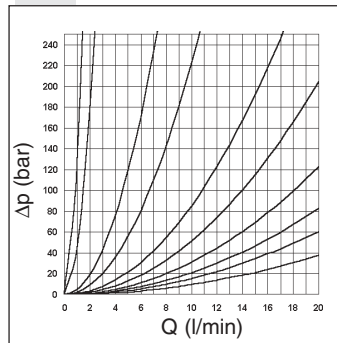
Three types of regulations are available on A / B / AB lines, as shown in the hydraulic symbols.

Max. operating pressure	250 bar
Flow rate regulation	on 6 screw turns
Max. flow.	20 l/min
Hydraulic fluids	Mineral oils DIN 51524
Fluid viscosity	10 ÷ 500 mm ² /s at 50°C
Fluid temperature	-20°C ÷ 75°C
Max. contamination level	class 10 in accordance with NAS 1638 with filter β ₂₅ ≥ 75
Weight AM.2.QF.A/B...	0,5 Kg
Weight AM.2.QF.AB...	0,6 Kg

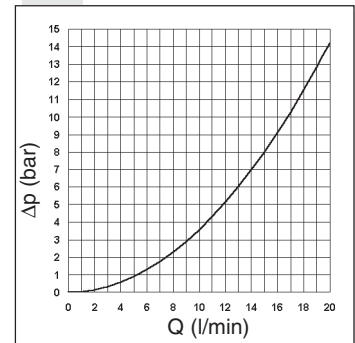
ORDERING CODE

AM	Modular valve
2	CETOP 2/NG4
QF	Non-compensated flow rate regulator
**	Control on lines A / B / AB
C	Type of adjustment grub screw
**	00 = No variant V1 = Viton
1	Serial No.

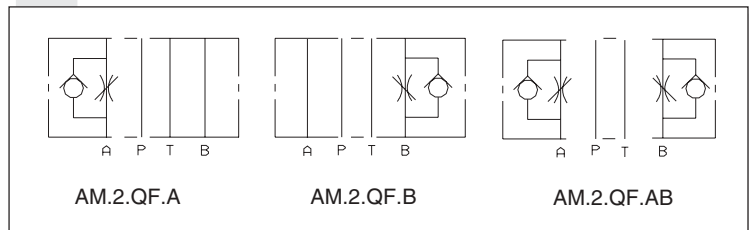
FLOW REGULATION



FREE FLOW THROUGH CHECK VALVE



HYDRAULIC SYMBOLS



OVERALL DIMENSIONS

