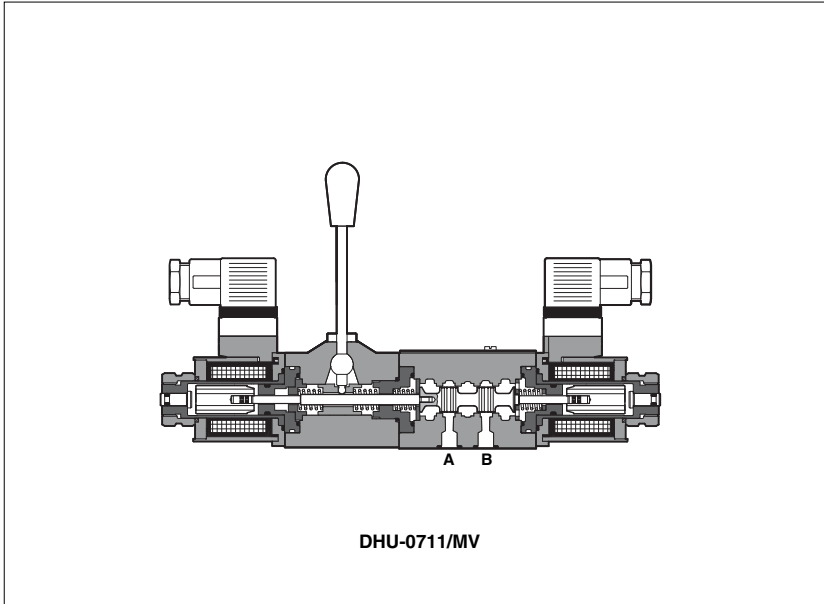


Auxiliary hand levers for solenoid valves

direct operated on-off and proportional, ISO 4401 size 06



Auxiliary hand levers for direct operated on-off and proportional valves size 06, type DHI, DHU, DHZO and QVHZO.

This option allows to operate the valves in absence of electrical power supply, i.e. during commissioning, maintenance or in case of emergency.

It is available with two different configurations depending to the installation requirements:

MV = lever positioned vertically (perpendicular to the valve axis)

MO = lever positioned horizontally (parallel to the valve axis)

When the valve is electrically operated the hand lever remains stopped in its rest position

The hand lever execution does not affect the performances of the original valves.

1 MODEL CODE FOR ON-OFF DIRECTIONAL VALVES (for the details, see tab. E010)

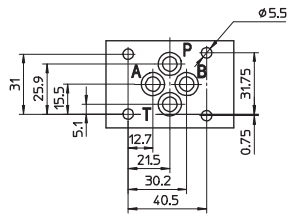
DHI - 0	63	1/2	/	MV	-	X	24 DC	**	/*
Directional control valves size 06 DHI-0 = solenoid OI for AC and DC supply DHU-0 = solenoid OU for DC supply DHA (1)									Synthetic fluids WG = water glycol PE = phosphate ester
Valve configuration: 61 - 63 - 71									Series number
Available spools: 0 - 0/2 - 1 - 1P - 1/2 - 1/2P - 3 - 3P - 4									External supply voltage 00 = valve without coils
Options, hand lever configuration: MO = horizontal hand lever (not for DHA) MV = vertical hand lever AMO = horizontal hand lever installed at the side of port B (not for DHA) AMV = vertical hand lever installed at the side of port B									
(1) For the DHA model code and available options, see tab. E120 (Atex) and E125 (UL)						X = without connector			

2 MODEL CODE FOR PROPORTIONAL DIRECTIONAL VALVES AND FLOW CONTROL VALVES (for the details, see tab. F160 and F410)

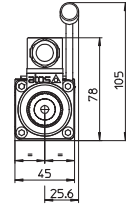
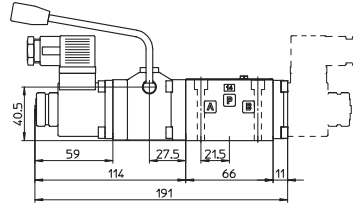
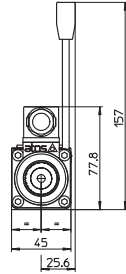
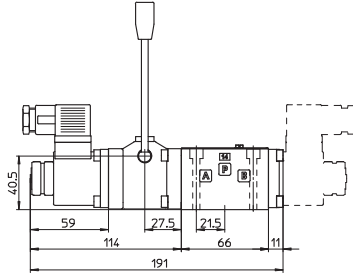
DHZO - A - 0	7	1 - S	5	/	MV	/	**	/	*
DHZO = directional control valve QVHZO = flow control valves DHZA (1)									Synthetic fluids WG = water-glycol PE = phosphate ester
A = without position transducer (2)									Series number
Valve size 0 = ISO 4401 size 06 (for DHZO) 06 = ISO 4401 size 06 (for QVHZO)									Options, hand lever configuration: MO = horizontal hand lever (not for DHZA) MV = vertical hand lever only for DHZO BMO = horizontal hand lever installed at the side of port B BMV = vertical hand lever installed at the side of port B
Valve configuration (only DHZO)									Spool size (for DHZO): S3 - S5 - D3 - D5 - L3 - L5 Max regulated flow (for QVHZO): 3-12-18-36-45 l/min
Spool type (only DHZO)									
Note: (1) For the DHZA model code and available options, see tab. E120 (Atex) and E125 (UL) (2) Valves with position transducer (-T) and/or integrated electronics (only double solenoid valves -TE/-AE) available on request									

3 LEVER CHARACTERISTICS

Total angle stroke	[°deg]	± 28°	Lever actuating force	[N]	1 ÷ 8
Working angle stroke	[°deg]	± 15°	Lever weight	[g]	880



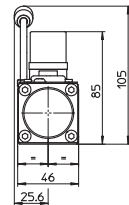
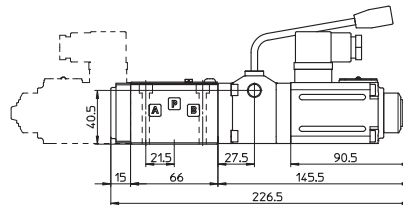
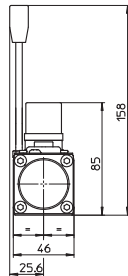
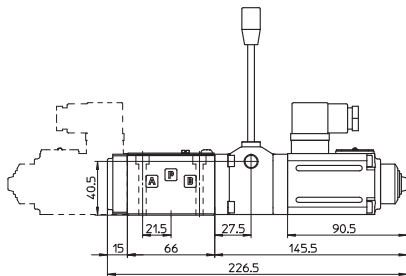
ISO 4401: 2005
Mounting surface: 4401-03-02-0-05
 Fastening bolts:
 4 socket head screws M5x50 class 12.9
 Tightening torque = 8 Nm
 Seals: 4 OR 108
 Ports P,A,B,T: $\varnothing = 7.5$ mm (max).



DH*-06*/MV
DH*-07*/MV (dotted line)

Mass: 2,4 kg (single solenoid)
 Mass: 2,7 kg (double solenoid)

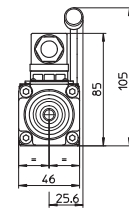
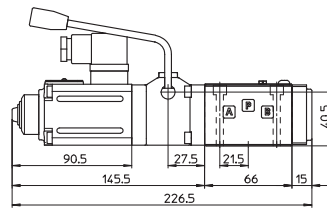
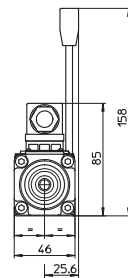
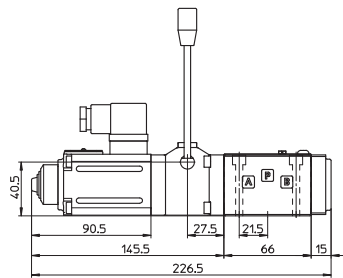
DH*-06*/MO
DH*-07*/MO (dotted line)



DHZO-A-05*/MV
DHZO-A-07*/MV (dotted line)

Mass: 2,8 kg (single solenoid)
 Mass: 3,5 kg (double solenoid)

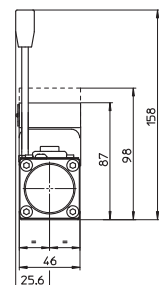
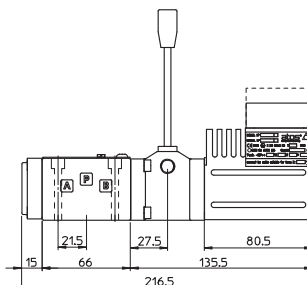
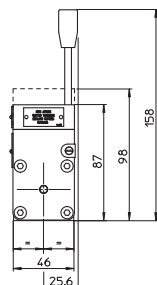
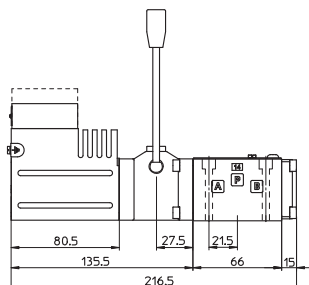
DHZO-A-05*/MO
DHZO-A-07*/MO (dotted line)



QVHZO-A-06*/MV

Mass: 3,2 kg

QVHZO-A-06*/MO



DHA*/-06*/MV
DHA/UL*-06*/MV (dotted line)

Mass: 3,4 kg

DHZA*/-06*/MV
DHZA/UL*-06*/MV (dotted line)